




UNIFY DONATION

We are a powerful and practical online donation system for nonprofits, enabling them to create their own donation platform that is easy for donors to use.

How to use our APP



Register to be a charity's donor..... p.2

Sign Up and Verification / Sign In / Forget Password



Start a donation p.5

Choose type of donation > Events > Amount > Confirm and Pay



Adjust my recurring donations..... p.6

View / Edit / Remove donation plans



Check my donation records p.6

Donation Records / Receipt



Update my information..... p.7

View / Edit personal information




More settings p.7

About Us / User Agreement / Privacy Policy / Language / Sign Out / Unregister





Donate without registering p.8

Choose type of donor > One-off donation > Events > Amount > Confirm and Pay



To begin, you must
**register as a charity
donation member.**



SIGN UP

LOGO

XXXXXXXXXXXXX Charity

For registered donor
* On-going and one-off donations available

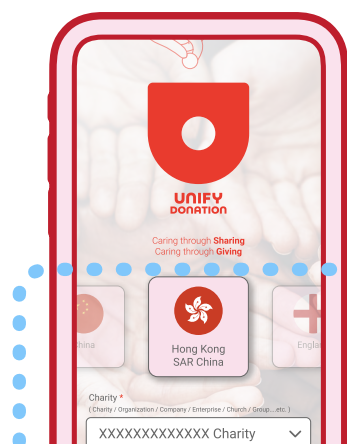
Sign in

Password

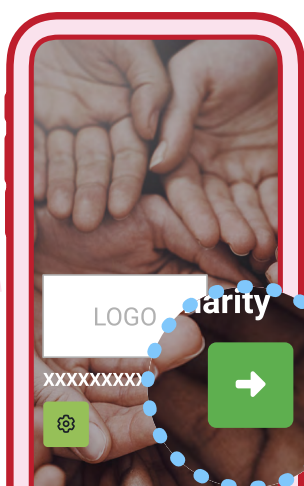
SIGN UP [Forgot Password?](#)

Not registering

Organization, Company, Enterprise, Church, Group...etc.



1 Select the
country and
charity organization



2 Tap
NEXT



3 Tap
SIGN UP



SIGN UP - Verification

1 Select the
**type of
donor**

2 Select the
**verification
method**

3 Enter your
email or
mobile number
and tap **Send
Verification Code**

4 Enter the
**Verification
Code** send to your
email / Mobile No.

5 Fill in and
CONFIRM
your personal or
group information



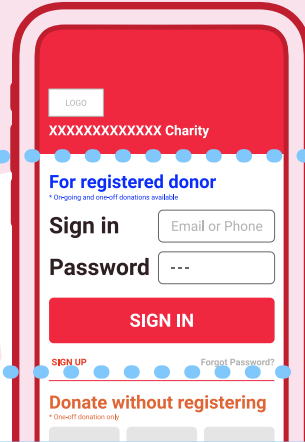
DONE!
We welcome you
as a valuable donor!



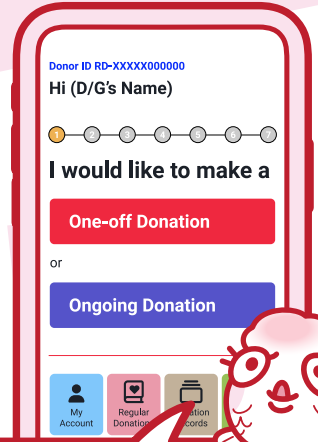
SIGN IN now



1 Select the **country** and **charity organization**



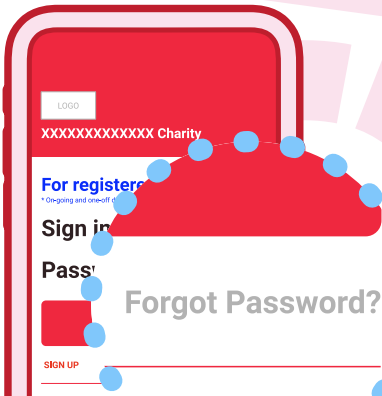
2 **SIGN IN** with your Email or Phone No. and Password




You can now proceed to your donations.



Ooops! I **FORGOT MY PASSWORD**, what can I do?



1 Tap **FORGOT PASSWORD** to reset your password



2 Enter your email or phone no. to **REQUEST a RESET LINK**



Follow the instructions to reset your password.



start your DONATION

One-off Donation

- You can make donations to **ONE** or **MORE** event(s) at the same time.

Recurring Donation

- You can make donations to only **ONE** event at a time.
- You will have to set the donation cycle for recurring donation.

per --- month edit
From --/--/---- to --/--/----

- Only credit card is available for recurring donations.

4. 50 Anniversary Fundraising

Raised: **HK\$230,000**
Goal: HK\$5,000,000
End Date: 31/12/2026

reset

- Tap the event for more detail
- Tap if the total amount is correct, tap to start again

Total

\$ ---

Donor ID RD-XXXXX000000
Hi (D/G's Name)

I would like to make a

One-off Donation

or

Recurring Donation

1 Tap **One-off** or **Recurring** donation

Donor ID RD-XXXXX000000

Donation Cycle per --- month

Event **Amount**

You can only make ongoing donations to **ONE** at a time.

1. General	\$ ---
2. Maintenance	\$ ---
3. Mission	\$ ---
4. 50 Anniversary Fundraising	\$ ---
Goal: 230,000 / 5,000,000 End Date: 31/12/2026	
5. 關懷基金	\$ ---
Goal: 1,000,000 / 2,000,000 End Date: 31/12/2026	

Total

2 Enter the **amount** you want to donate to one or more event(s)

Donor ID RD-XXXXX000000

One-off Donation

☒ I need a receipt
(For tax deduction in Hong Kong only)

Same as Donor ☒ Name of Recipient *

Your donation details

I am **Peter Pan**

Type / Event **2. Maintenance**

Donation Cycle **per 6 months**

Donation amount **HK\$20,000.00**

CONFIRM

3 **CONFIRM** your donation details and ☒ the box if you need a receipt

Donor ID RD-XXXXX000000

One-off Donation

Payment method

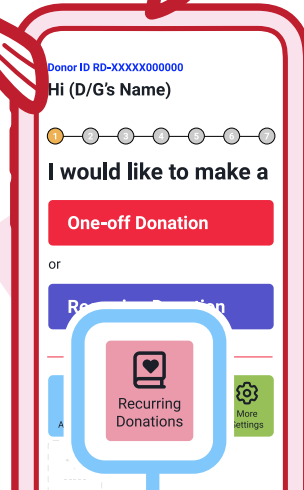
Proceed to PAYMENT

4 Proceed to **PAYMENT** with your selected payment method

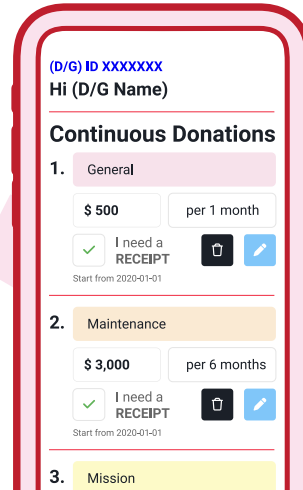




Thank you for your generosity.
Your receipt will be ready once your donation has successfully banked.

How can I **change the amount** of my recurring donation? I would like to increase my contribution.



1 Tap **Recurring Donations**



2 Select the donation you want to **edit** 
Tap  to **remove** if you have another plan




1 Tap **Donation Records**



Date	Type/Event	Period	Amount
2024-02-03	XXXXXXXXXX...	one-off	\$1,000,000 Credit Card
2024-03-03	XXXXXXXXXX...	one-off	\$1,000,000 By Cheque
2024-04-03	XXXXXXXXXX...	one-off	\$1,000,000 By PPS
2024-05-03	XXXXXXXXXX...	per 3 mth	\$1,000,000 Credit Card
2024-05-24	XXXXXXXXXX...	per 6 mth	\$1,000,000 Credit Card
2024-06-03	XXXXXXXXXX...	per 9 mth	\$1,000,000 By PPS
2024-07-03	XXXXXXXXXX...	per 1 yr	\$1,000,000 Credit Card
2024-08-03	XXXXXXXXXX...	one-off	\$1,000,000 By PPS
2024-09-03	XXXXXXXXXX...	one-off	\$1,000,000 By PPS
2024-10-03	XXXXXXXXXX...	per 6 mth	\$1,000,000 Credit Card
2024-11-03	XXXXXXXXXX...	one-off	\$1,000,000 By PPS
2024-12-03	XXXXXXXXXX...	per 1 yr	\$1,000,000 Credit Card
2025-01-03	XXXXXXXXXX...	per 9 mth	\$1,000,000 Credit Card
2025-02-03	XXXXXXXXXX...	per 3 mth	\$1,000,000 By Cheque
2025-03-03	XXXXXXXXXX...	one-off	\$1,000,000 By PPS
2025-04-03	XXXXXXXXXX...	one-off	\$1,000,000 By PPS

2 Feel free to **check your record** at anytime.

You can check your **donation records** at anytime.





MY ACCOUNT



Donor ID RD-XXXXXX000000
Hi (D/G's Name)

I would like to make a

One-off Donation

or

Recurring Donation

My Account

Donation Records

More Settings

1 Tap My Account

Group ID XXXXXXXX
Hi (Group's Name)

Group informations

Group Name * (Organization/Company/Enterprise/Church/Group, etc.)

Full Name

Email

Phone

+852

Password

Country

Hong Kong SAR China

2 Check / Edit your information, and don't forget to **confirm** before leaving the page

Please always **keep your information updated** and change your password periodically for security purposes.

- About Us
- User Agreement
- Privacy Policy
- Language
- Sign Out
- Unregister



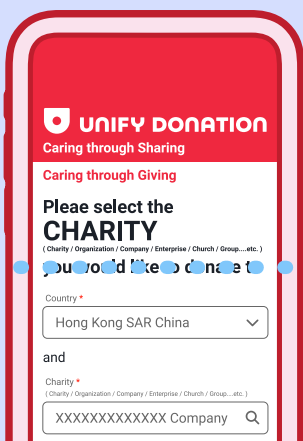
SETTINGS

Our team is happy to answer your question. Please send them to **info@unifydonation.org**, and we'll respond as soon as possible.

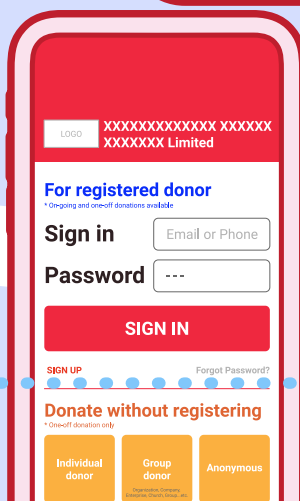


It's too troublesome for me to register as a member, **can I donate without registering?**

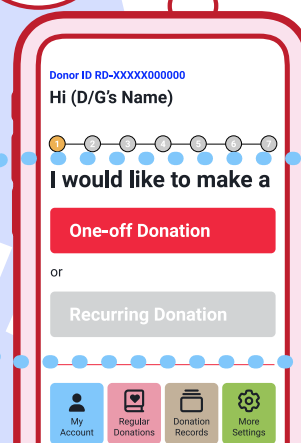
Of course you can.



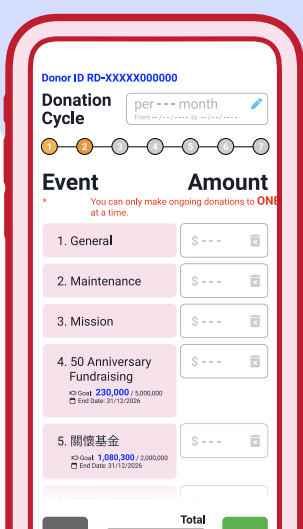
1 Select the **country** and **charity organization**



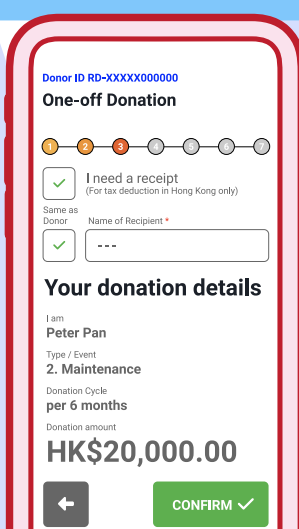
2 Go to section of **"Donate without registering"** and select your type of donor



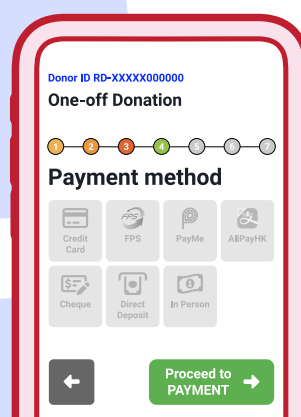
3 Tap **One-off Donation**
*Non-register donor can only make one-off donation



4 Enter the **amount** you want to donate to one or more event(s)



5 **CONFIRM** your donation details
*Non-register donor can't apply for an official receipt.



6 Proceed to **PAYMENT** with your selected payment method and a generic donation record will be generated for you.

8



“Truly I tell you, whatever you did for one of the least of these brothers and sisters of mine, you did for me.”

Matthew 25:40

